









# HOLLOWGRAM CRANK

COMPATIBILITY



cannondale

# HOLLOWGRAM COMPATIBILITY

MODEL LEFT ARM CRANK	YEAR*	OFFSET NON DRIVE SIDE	PEDAL RECESS	WAVE	SCOOP	PEDAL CUT	JOINT	Q FACTOR (MM) ±1MM	
								ROAD	MTB
									
HOLLOWGRAM	< 2007	31.5 MM	—	—	—	—	●	141	168
HOLLOWGRAM SL	2007-2012	33 mm	—	—	●	—	●	144	172
HOLLOWGRAM SL2	2012-2014	29.5 mm	●	●	●	●	●	147	175
HOLLOWGRAM Si PRO	2013	28 mm	●	—	●	—	—	144	172
HOLLOWGRAM Si PRO	2014	29.5 MM	●	—	●	—	—	147	175

\*example if 4125; '4' = 2004 or 2014 / '125' = day 125  
or 9211 = day 211 in 2009

# HOLLOWGRAM COMPATIBILITY

## ROAD

	<b>BOTTOM BRACKET</b>	<b>CARBON PF 30, 68MM SUPER SIX EVO</b>	<b>BB30A, 73MM ASYMETRIC SYNAPSE MY14</b>	<b>BB30, 68MM SUPERSIX / SYNAPSE&lt;2013 / CAAD 10</b>
<b>HOLLOWGRAM 2000-2012</b>	Si Spindle	104mm (QC612/)	109mm (KP250/)	104mm (QC612/)
	Si Drive side	Bearing shield (KP023/) + plastic shims (QC617/) + 1 washer wave (QC618/)	Bearing shield (KP249/) + 2.5mm drive side spacer marked "BB30 SISL2 DRIVE SIDE SPACER"	1 washer wave (QC618/) + plastic shims (QC617/) + bearing shield (KP023/)
	Si Non drive side	Bearing shield (KP023/)	Bearing shield (KP249/) + 1 washer wave (QC618/) + 1 to 3 shim plastic (QC617/) + spacer marked "BB30A NON DRIVE SPACER SISL2" for BB30A 73mm (5mm thinner) + left SISL2 crank arm (KP246/17*L)	Bearing shield (KP023/)
<b>HOLLOWGRAM 2013+</b>	SI SL2 Spindle	109mm (KP250/)	109mm (KP250/)	109mm (KP250/)
	SI SL2 Drive side	Bearing shield (KP249/) + 2.5mm drive side spacer marked "BB30 SISL2 DRIVE SIDE SPACER"	2.5mm drive side spacer marked "BB30 SISL2 DRIVE SIDE SPACER" (KP247/) + bearing shield	Bearing shield (KP249/) + 2.5mm drive side spacer marked "BB30 SISL2 DRIVE SIDE SPACER" (KP247/)
	SI SL2 Non drive side	Bearing shield (KP249/) + 1 washer wave (QC618/) + 1 to 3 shim plastic (QC617/) + spacer marked "BB30A NON DRIVE SPACER SISL2" for BB30 68mm (7.5mm width)	Bearing shield (KP249/) + 1 washer wave (QC618/) + 1 to 3 shim plastic (QC617/) + spacer marked "BB30A NON DRIVE SPACER SISL2" for BB30A 73mm (2.5mm width)	Bearing shield (KP249/) + 1 washer wave (QC618/) + 1 to 3 shim plastic (QC617/) + spacer marked "BB30A NON DRIVE SPACER SISL2" for BB30 68mm (7.5mm width)

# HOLLOWGRAM COMPATIBILITY

## MOUNTAIN

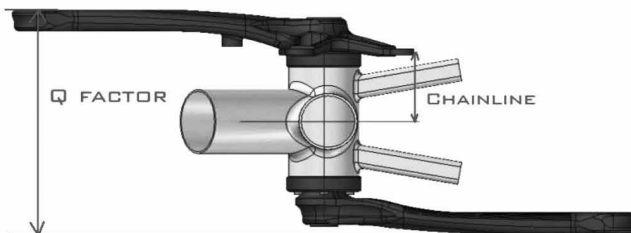
	<b>BOTTOM BRACKET</b>	<b>CARBON PF 30, 73MM SCALPEL 100 29ER</b>	<b>BB 30, 73MM JEKYLL/CLAYMORE/TRIGGER 29ER/ TRIGGER 26/MOTO</b>	<b>BB30, 68MM F26/F29 CARBON/RZ120/RIZE/RUSH</b>
<b>HOLLOWGRAM 2000-2012</b>	SI Spindle	132mm (QC070/)	132mm (QC070/)	132mm (QC070/)
	SI Drive side	1 x washer wave (QC618/) + plastic shims (QC617/) +1 spacer (12mm) (QC851/) + bearing shield (KP023/ or 124606)	1 x washer wave (QC618/) + plastic shims (QC617/) + 1 spacer (12mm) (QC851/) + bearing shield (KP023/ or 120933)	1 x washer wave (QC618/) + plastic shims (QC617/) +1 spacer (12mm) (QC851/) + bearing shield (KP023/ or 124606)
	SI Non drive side	Bearing shield (KP023/)	Bearing shield (KP023/)	Bearing shield (KP023/)
<b>HOLLOWGRAM 2013+</b>	SI SL2 crank arm	SiSL2 crank arm : only compatible with shoulderless spindle		
	SISL2 spindle	spindle: 137mm (KP308/)	spindle: 137mm (KP308/)	spindle: 137mm (KP308/)
	SISL2 Drive side	Bearing shield MTB (KP307/) + 14mm drive side spacer marked "BB30 SISL2 DRIVE SIDE SPACER" (129755)	Bearing shield MTB (KP307/) + 14mm drive side spacer marked "BB30 SISL2 DRIVE SIDE SPACER" (129755)	Bearing shield MTB (KP307/) + 16.5mm drive side spacer marked "BB30 SISL2 DRIVE SIDE SPACER" (TBD) + 2.5mm of plastic shims
	SISL2 Non Drive Side	Bearing shield (KP249/) + 1 washer wave (QC618/) + 1 to 3 shim plastic (QC617/) + spacer marked "BB30A NON DRIVE SPACER SISL2" for BB30A 73mm (19mm width)	Bearing shield (KP249/) + 1 washer wave (QC618/) + 1 to 3 shim plastic (QC617/) + spacer marked "BB30A NON DRIVE SPACER SISL2" for BB30A 73mm (19mm width)	Bearing shield (KP249/) + 1 washer wave (QC618/) + 1 to 3 shim plastic (QC617/) + spacer marked "BB30A NON DRIVE SPACER SISL2" for BB30 68mm (19mm width)
	SPIIDER SRAM 80/120BCD	KP128/	KP128/	KP128/
	SPIIDER SRAM 64/104BCD	KP241/	KP241/	KP241/
	KF355 (SPIIDER 64 x 104	KP296/	KP296/	KP296/

# HOLLOWGRAM COMPATIBILITY

## COMPARISON SISL/SISL2

<b>NON COMPATIBLE PARTS</b>	Spindle	SiSL2 spindle are 5mm wider on NON DRIVE side (SiSL = 104mm & SiSL2 = 109mm)
	Wave Washer - plastic shim - spacer	Wave washer is on drive side (SiSL) and non drive side (SiSL2)/ Plastic shim is on drive side (SiSL) and non drive side (SiSL2).
	Crank arms/spindle	Crank arm and spindle are working together. You can fit them but you will have a bad Q factor or risk to damage your chainstay.
<b>COMPATIBLE PARTS</b>	Spider	Old spider (for MK chainring), New OPI Spidering and SRM spider are 100% compatible. Running change on QC693/ (110 BCD) and QC694/ (130 BCD) => new one is compatible with PF30 (machining inside) and old Hollowgram. All bolts MK1 - MK4 are compatible.
<b>NOTE</b>	Shimano / BSA crank	Some brands are selling adapter PF30 to BSA. Not sold by Cannondale. If assembled on the bike, the warranty would be voided.

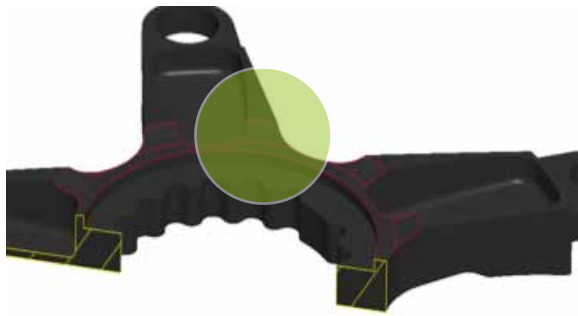
**CHAINLINE - Q FACTOR** Chainline is the same on SiSL and SiSL2



**PRESS FIT 30 ROAD** Spider and lock ring before 2011 are non compatible with PF30 road

# HOLLOWGRAM COMPATIBILITY

ROAD PRESS FIT 30-SPECIFICITY 2011-2014



**SPIDER - PF30 CLEARANCE**



**LOCK RING - PF30 CLEARANCE**

Before 2011, spider and lock ring are non compatible with Press FIT 30 frames (missing Press FIT clearance)